



Altronix[®]

*Field Installable
UL Listed
Sub-Assemblies*



Altronix sub-assemblies can now be installed in UL listed power supply/chargers and Maximal Expandable Power Systems while maintaining their UL Listing.

This allows you to customize your power solution for virtually any system application.


Altronix UL Sub-Assemblies with Fuses



PD4UL
Four (4) Output
Power Distribution Module




PD8UL
Eight (8) Output
Power Distribution Module



PD16W
Sixteen (16) Output
Power Distribution Module




ACM4
Four (4) Output
Access Power Controller with Fire Alarm Interface




ACM8
Eight (8) Output
Access Power Controller with Fire Alarm Interface


Altronix UL Sub-Assemblies with PTCs




PD4ULCB
Four (4) Output
Power Distribution Module




MOM5
Five (5) Output
Power Distribution Module with Fire Alarm Interface.




PD8ULCB
Eight (8) Output
Power Distribution Module



ACM4CB
Four (4) Output
Access Power Controller with Fire Alarm Interface




PD16WCB
Sixteen (16) Output
Power Distribution Module



ACM8CB
Eight (8) Output
Access Power Controller with Fire Alarm Interface.

Power Supply / Chargers

AL300ULX, AL400ULX and AL600ULX



Install one (1) of the following sub-assemblies:

- PD4UL
- PD4ULCB
- PD8UL
- PD8ULCB
- PD16W
- PD16WCB
- MOM5
- ACM4
- ACM4CB

Power Supply / Chargers

AL300ULXD, AL600ULXD, AL1012ULX and AL1024ULX




Install one of the following sub-assemblies :

- PD4UL
- PD4ULCB
- PD8UL
- PD8ULCB
- PD16W
- PD16WCB
- MOM5
- ACM4
- ACM4CB
- ACM8
- ACM8CB

Maximal Expandable Power Systems

Maximal11E / 13E / 33E / 35E / 37E / 55E / 75E / 77E



Install one of the following sub-assemblies in each position:

PD4UL
PD4ULCB
PD8UL
PD8ULCB
PD16W
PD16WCB
MOM5
ACM4
ACM4CB

ACM8
ACM8CB

Maximal Access Power Controllers (Single Power Supply models)

Maximal3 / 3D / 5 / 5D / 7 / 7D




Install one of the following
sub-assemblies:

- PD4UL
- PD4ULCB
- PD8UL
- PD8ULCB
- PD16W
- PD16WCB
- MOM5
- ACM4
- ACM4CB

Maximal Access Power Controllers (Dual Power Supply models)

Maximal11 / 11D / 33 / 33D / 55 / 55D / 75 / 75D / 77 / 77D



Install one of the following
sub-assemblies:

- PD4UL
- PD4ULCB
- PD8UL
- PD8ULCB
- PD16W
- PD16WCB
- MOM5
- ACM4
- ACM4CB